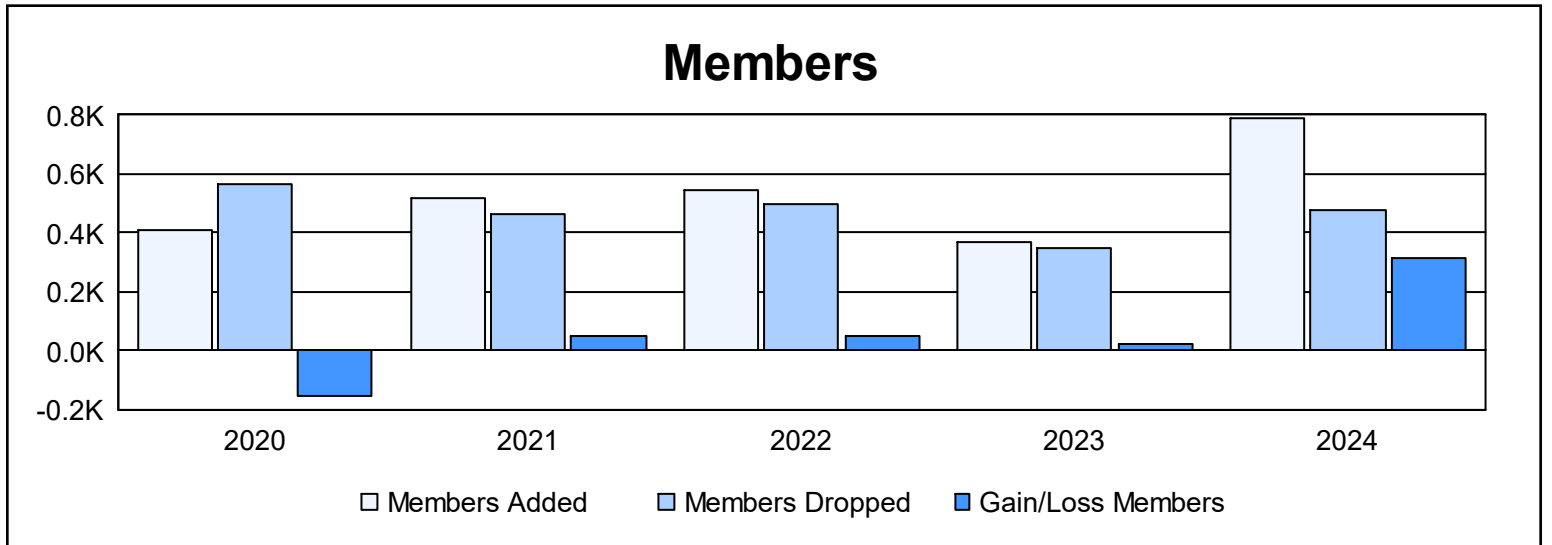
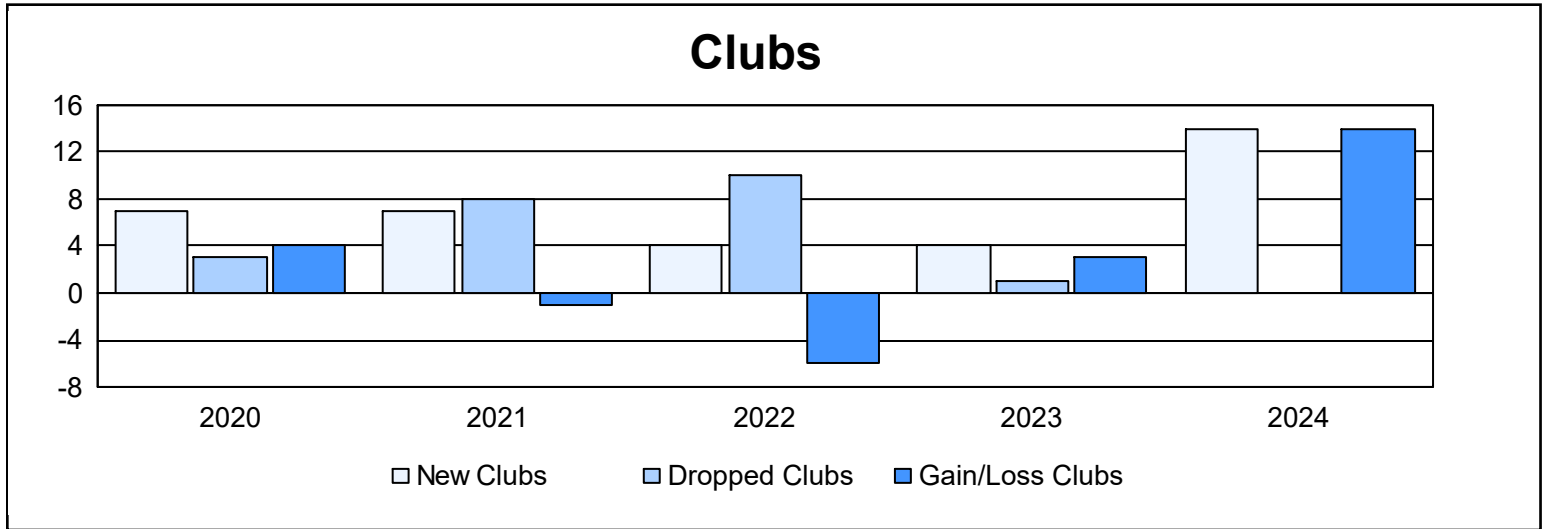
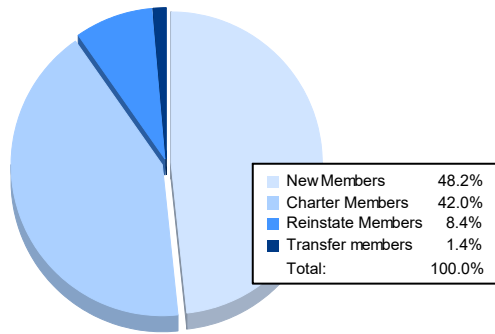


| Year | New Clubs | Dropped Clubs | Gain/ Loss Clubs | New Members | Charter Members | Reinstate Members | Transfer Members | Total Member Added | Total Members Dropped | Gain/ Loss Members |
|----------------|-----------|---------------|------------------|-------------|-----------------|-------------------|------------------|--------------------|-----------------------|--------------------|
| 2019-2020 | 7 | 3 | 4 | 204 | 189 | 10 | 6 | 409 | 566 | -157 |
| 2020-2021 | 7 | 8 | -1 | 294 | 199 | 19 | 3 | 515 | 466 | 49 |
| 2021-2022 | 4 | 10 | -6 | 371 | 151 | 16 | 7 | 545 | 496 | 49 |
| 2022-2023 | 4 | 1 | 3 | 250 | 100 | 17 | 5 | 372 | 346 | 26 |
| 2023-2024 | 14 | 0 | 14 | 381 | 332 | 66 | 11 | 790 | 477 | 313 |
| Average | 7 | 4 | 3 | 300 | 194 | 26 | 6 | 526 | 470 | 56 |



Membership Composition June 2024 Cumulative



Gender Composition June 2024 Cumulative

